



PEUGEOT

NEW EXPERT



DECEMBER 2024



NEW EXPERT

Specifications



MEDIUM Length

2.0L HDi 145 AT8

LONG Length

2.0L HDi 145 AT8

Maximum Retail Price*

\$59,990

\$63,990

TECHNICAL INFORMATION

Engine	2.0L HDi 145
Engine type	4-cylinder turbo Diesel
Cubic capacity (cm ³)	1997
Max Power - kW (hp) @ rpm	106 (145) @ 3750
Max Torque - Nm @ rpm	370 @ 2000
Transmission	8-speed automatic (AT8)
Driveline	Front wheel drive

PERFORMANCE

Top speed (km/h)	170	170
0-100km/h (s) - driver only	11.0	11.0

FUEL EFFICIENCY & EMISSIONS

Combined fuel consumption (L/100km) — 3P-WLTP**	7.1	7.1
Fuel tank capacity (L)	70	70
Combined CO2 emissions (g/km) — 3P-WLTP**	181	181

WEIGHTS

Kerb weight (kg)	1751	1771
Gross vehicle weight (kg)	3100	3100
Payload (kg)	1349	1329
Max Towing capacity (kg) - braked/unbraked	1800 / 750	1800 / 750
Max Downball weight (kg)	100	100

EXTERIOR DIMENSIONS

Length (mm)	4981	5331
Width (mm) — excluding wing mirrors	1924	1924
Height (mm)	1904	1935
Wheelbase (mm)	3275	3275
Turning circle (m)	12.4	12.4

INTERIOR DIMENSIONS

Max load length (mm) - Moduwork® excluded/included	2512 / 3674	2862 / 4024
Max load width / height (mm)	1636 / 1397	1636 / 1397
Load width between wheel arches (mm)	1258	1258
Load volume (m ³) - Moduwork® excluded/included	5.3 / 5.8	6.1 / 6.6
Euro STATUS	6D	6D

WHEELS & TYRES

Tyre size	215/65 R16	215/65 R16
Spare wheel	Full size	Full size

*Maximum Retail prices include GST and exclude On-Road Costs. PEUGEOT New Zealand reserves the right to alter specifications and prices without notice. All data in this specification sheet is believed to be correct at time of publishing.

**Figures converted using official NZ Government calculator to 3P-WLTP from official manufacturer's NEDC tests in accordance with EU legislation.



	MEDIUM	LONG
SAFETY & SECURITY		
ABS with Electronic Brakeforce Distribution (EBD) & Emergency Braking Assistance (EBA)	•	•
Electronic Stability Programme (ESP) & Hill Start Assist	•	•
Airbags (x4): Driver & passenger, Front curtain	•	•
Height-adjustable 3-point pre-tensioner seat belts with force limiter (excl. central seat belt)	•	•
Unfastened seat belt warning for driver & front passengers	•	•
Remote central locking with deadlocking	•	•
Automatic unlocking system & Fuel cut in case of crash	•	•
Adaptive cruise control with Speed limiter and Stop & Go	•	•
Active Emergency Braking (AEB) with pedestrian detection	•	•
Dashboard mounted central locking push button and auto locking above 7mph	•	•
Lane Keeping Assist	•	•
Driver attention alert	•	•
High Beam Assist	•	•
LIGHTING & VISIBILITY		
Halogen headlights with integrated daytime running lights (DRL)	•	•
Front fog lights	•	•
Automatic lights & Windscreen wipers	•	•
EXTERIOR FEATURES		
Left & right sliding doors	•	•
Dual glazed rear doors with 180° opening, demister & wipers	•	•
Laminated acoustic windscreen	•	•
16" steel wheels with with half hubcap	•	•
BODY PAINTS		
Icy White — solid	•	•
Cumulus Grey — metallic	\$550	\$550
Titanium Grey — metallic	\$550	\$550
Nera Black — metallic	\$550	\$550
INTERIOR FEATURES		
Closed upper & open lower glove boxes	•	•
Six (Medium) or eight (Long) fixed floor-mounted load restraint lashing eyes	•	•
Overhead console with Ceiling lamp (dome type, 3 lamps)	•	•
Fixed glazed bulkhead with hook	•	•
DRIVER PACK:		
Keyless access		
Electric parking brake		
Leather steering wheel	\$1,490	\$1,490
Interior look Pack		
Wireless charger		
Automatic Air Conditioning		

	MEDIUM	LONG
SEATING & UPHOLSTERY		
Cloth upholstery	•	•
Driver's seat with height and lumbar adjustment	•	•
Dual passenger bench seat with under-seat storage tray	•	•
'MODUWORK[®]':		
Dual passenger bench seat with fold-up outer seat		
Load-through flap under outer passenger seat (for extended load length)	\$900	\$900
Fold-down writing table in central seat back		
Storage under squab of central passenger seat		
COMFORT & CONVENIENCE		
Air conditioning (manual)	•	•
Front & Rear parking sensors with 180° colour reversing camera	•	•
Multi-function on-board trip computer	•	•
Exterior temperature display	•	•
Electric & heated wing mirrors (manual fold)	•	•
Manual parking brake	•	•
One-touch electric front windows with pinch protection	•	•
Anti-slip wood floor 9mm	•	•
Dynamic Surround View		
Visiopark 180°		
Digital rear view mirror and lateral side view	\$1,990	\$1,990
Front & Rear park assist		
Flankguard detection of fixed obstacles		
Blind Spot detection		
IN-CAR ENTERTAINMENT & COMMUNICATION		
10" HD Touch screen with Mirror Screen (WiFi)	•	•
"OK Peugeot" intelligent voice assistant & Audio system with 2 speakers & 2 Tweeters	•	•
Audio Controls through steering wheel buttons	•	•
USB socket (x1) & 12 V sockets (x2)	•	•
WARRANTY & MAINTENANCE		
5-year/100,000 km* PEUGEOT Vehicle Warranty & 5-year Roadside Assistance	•	•
5-year/150,000 km* extended PEUGEOT Vehicle Warranty & 5-year Roadside Assistance	\$1,290	\$1,290
5-year/200,000 km* extended PEUGEOT Vehicle Warranty & 5-year Roadside Assistance	\$2,490	\$2,490
3-year/60,000 km* PEUGEOT Assured Service Plan	\$1,890	\$1,890
5-year/100,000 km* PEUGEOT Assured Service Plan	\$3,290	\$3,290

• standard equipment


*Whichever comes first. Please refer to your authorised PEUGEOT Dealer for further information.



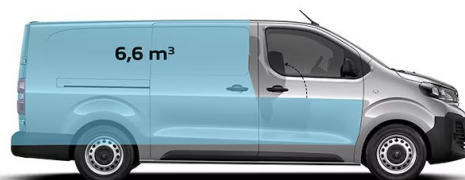
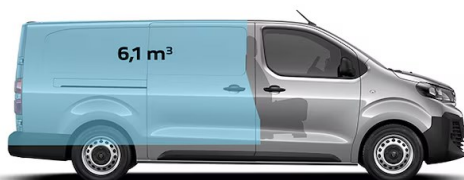


With Moduwork

Standard



Long



December 2024 Edition

